

Turmdrehkran

Tower Crane / Grue à tour / Gru a torre
Grúa torre / Guindaste de torre

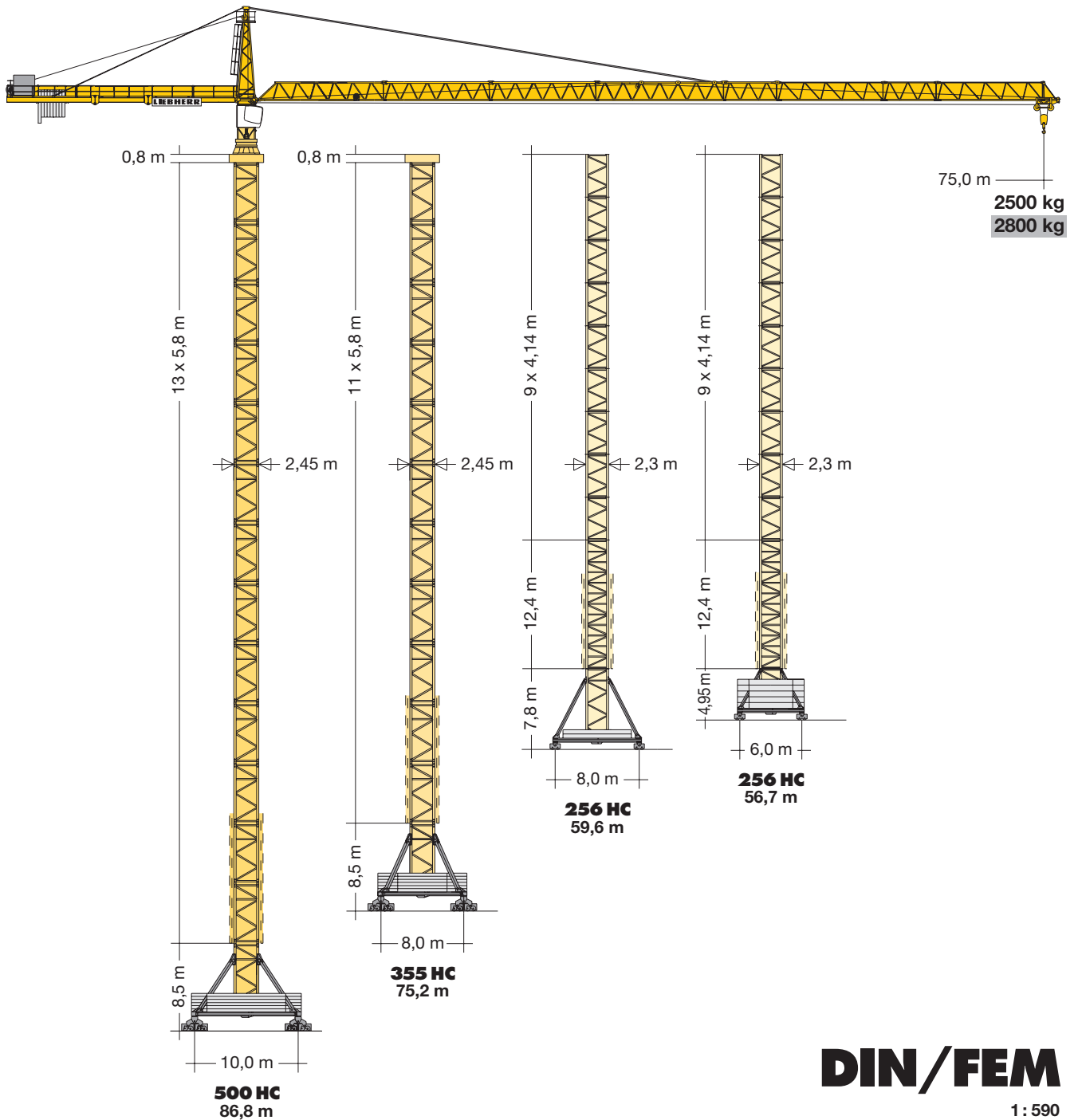
280 EC-H 12

280 EC-H 12 Litronic®

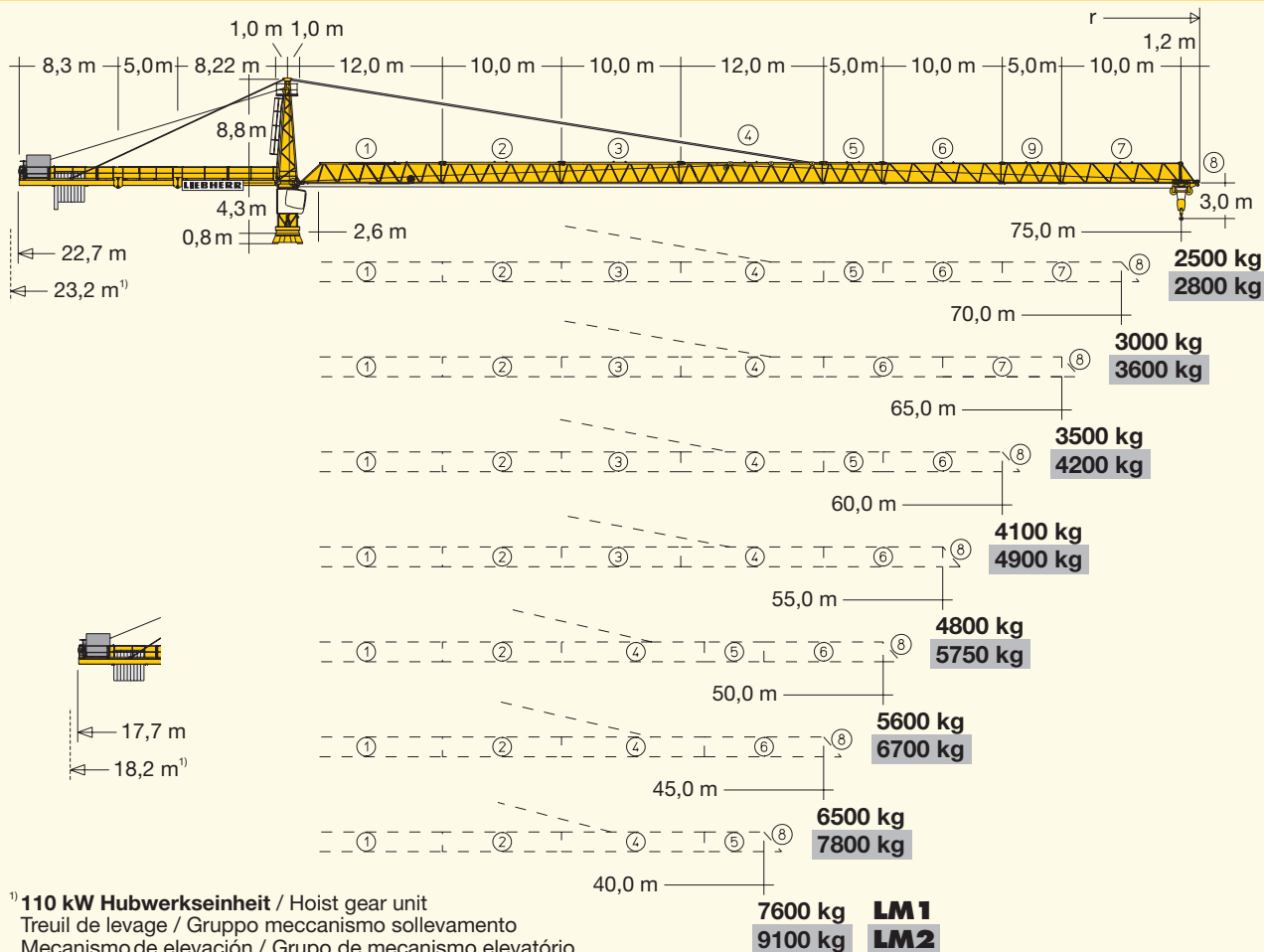
280 EC-H 8
280 EC-H 8 Litronic®

280 EC-H 12
280 EC-H 12 Litronic®

280 EC-H 16
280 EC-H 16 Litronic®



LIEBHERR



Hubhöhe

Hoisting height / Hauteur sous crochet / Altezza di sollevamento / Altura bajo gancho / Altura de montagem

	256 HC		355 HC		500 HC	
13	-	-	-	-	-	-
12	-	-	-	-	78,7*	86,8*
11	-	-	-	-	72,9	81,0
10	-	-	-	-	67,1*	75,2*
9	52,0**	56,7**	52,0**	59,6**	61,3	69,4
8	47,9**	52,6**	47,9**	55,5**	55,5	63,6
7	43,7	48,4	43,7	51,3	49,7	57,8
6	39,6	44,3	39,6	47,2	43,9	52,0
5	35,4	40,1	35,4	43,0	38,1	46,2
4	31,3	36,0	31,3	38,9	32,3	40,4
3	27,2	31,9	27,2	34,8	26,5	34,6
2	23,0	27,7	23,0	30,6	20,7	28,8
1	18,9	23,6	18,9	26,5	14,9	23,0
0	14,7	19,4	14,7	22,3	9,1	17,2
	m	m	m	m	m	m

* **LM 2** Nicht möglich. / Not possible. / Pas possible. / Non possibile. / No posible. / Nao é possível.

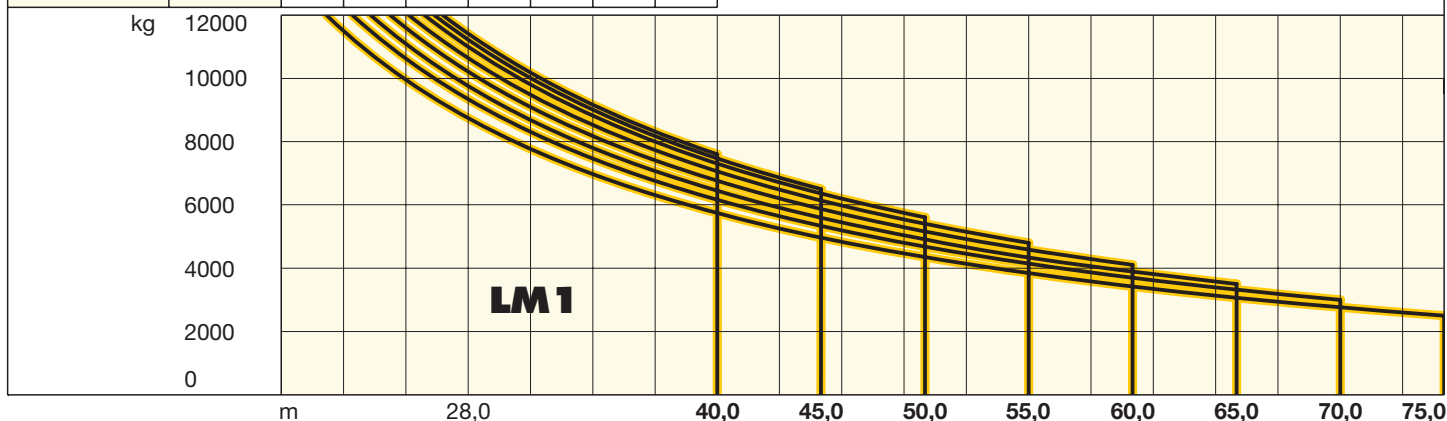
** **Weitere Hubhöhen sowie Klettern im Gebäude auf Anfrage.** / Further hoist heights and climbing in the building on request.
 Hauteurs sous crochet plus élevées et hissage dans le bâtiment sur demande. / Altre altezze di sollevamento come pure varianti di gru allungabili: su richiesta. / Para alturas bajo gancho superiores y trepado en el interior del edificio, consultar. / Outras alturas de elevação e subida no edifício: conforme ao pedido.

Ausladung und Tragfähigkeit

Radius and capacity / Portée et charge / Sbraccio e portata / Alcances y cargas / Alcance e capacidade de carga

		280 EC-H 12															
m	r	m/kg	m/kg														
			22,0	25,0	28,0	31,0	34,0	37,0	40,0	45,0	50,0	55,0	60,0	65,0	70,0	75,0	
75,0	(r=76,6)	2,6-21,2 12000	11500	9950	8750	7770	6970	6310	5740	4970	4350	3840	3420	3070	2760	2500	
70,0	(r=71,6)	2,6-22,4 12000	12000	10620	9340	8310	7470	6760	6160	5340	4680	4150	3700	3320	3000		
65,0	(r=66,6)	2,6-23,3 12000	12000	11090	9760	8690	7810	7070	6450	5590	4910	4360	3890	3500			
60,0	(r=61,6)	2,6-24,3 12000	12000	11600	10210	9090	8180	7410	6760	5870	5160	4580	4100				
55,0	(r=56,6)	2,6-25,2 12000	12000	12000	10640	9480	8530	7740	7060	6140	5400	4800					
50,0	(r=51,6)	2,6-25,9 12000	12000	12000	11000	9800	8820	8000	7310	6360	5600						
45,0	(r=46,6)	2,6-26,4 12000	12000	12000	11230	10010	9010	8180	7470	6500							
40,0	(r=41,6)	2,6-26,8 12000	12000	12000	11410	10180	9170	8320	7600								

LM 1



Antriebe

Driving units / Mécanismes d'entraînement / Azionamenti / Mecanismos / Mecanismos



45 kW FR.tronic-FU
WIW 260 MZ 402



173,0 m

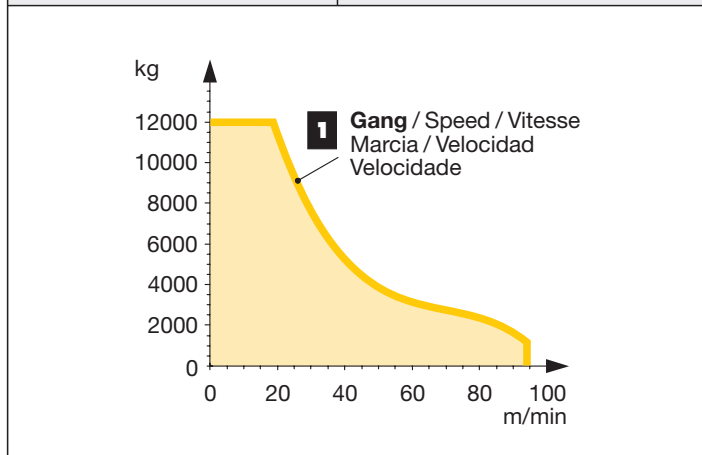
↔ **stufenlos** / stepless / régl. continu
regl. progressiva / sin escalones / sem degraus

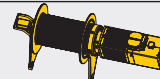
kg m/min

1 12000 0 ↔ 19

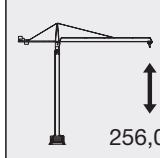
1150 0 ↔ 94

5 Lagen
Layers
Couches
Strati
Camadas
Capas





65 kW FR.tronic-FU
WIW 280 MZ 401



256,0 m

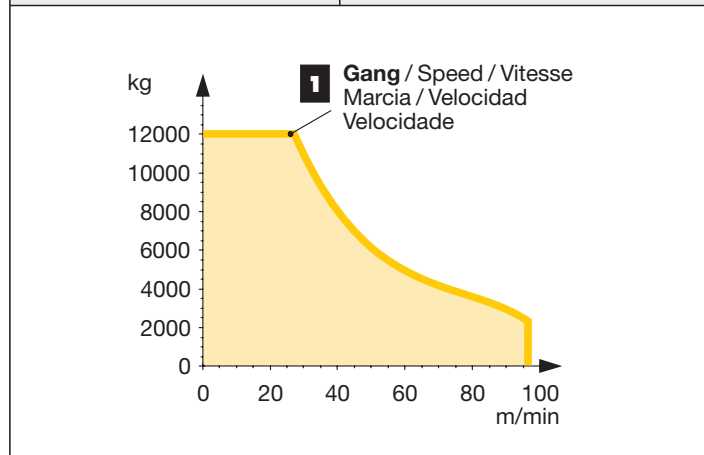
↔ **stufenlos** / stepless / régl. continu
regl. progressiva / sin escalones / sem degraus

kg m/min

1 12000 0 ↔ 27

2300 0 ↔ 96

7 Lagen
Layers
Couches
Strati
Camadas
Capas

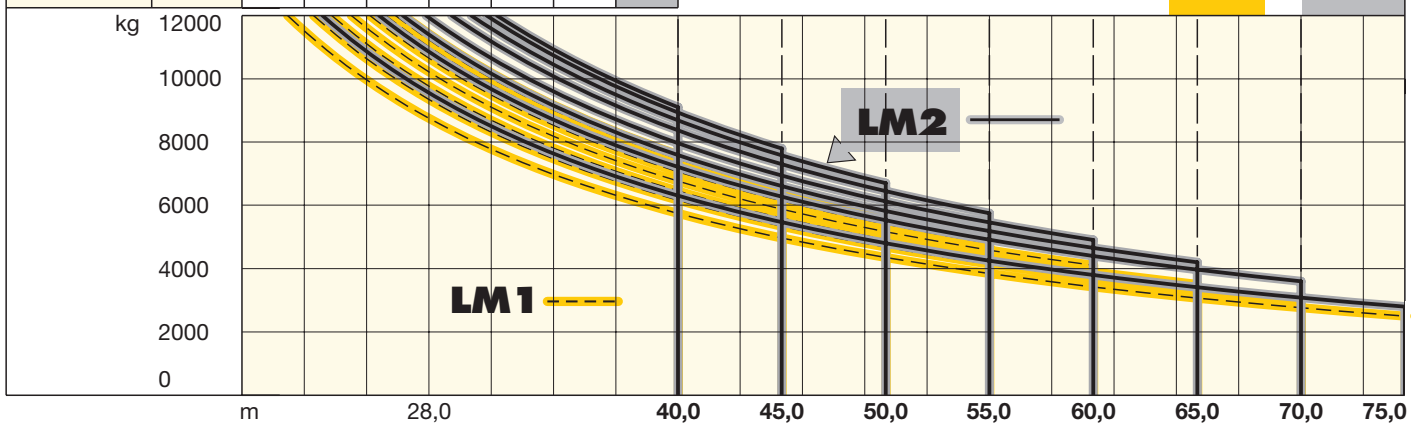


Ausladung und Tragfähigkeit

Radius and capacity / Portée et charge / Sbraccio e portata / Alcances y cargas / Alcance e capacidade de carga

		280 EC-H 12 Litronic®														
		m/kg														
m	r	m/kg	22,0	25,0	28,0	31,0	34,0	37,0	40,0	45,0	50,0	55,0	60,0	65,0	70,0	75,0
75,0	(r=76,6)	2,6-22,9 12000	12000	10860	9560	8500	7640	6920	6310	5470	4800	4250	3800	3410	3090	2800
70,0	(r=71,6)	2,6-25,6 12000	12000	12000	10860	9680	8710	7900	7210	6270	5520	4910	4400	3970	3600	
65,0	(r=66,6)	2,6-26,7 12000	12000	12000	11400	10160	9150	8310	7590	6610	5820	5180	4650	4200		
60,0	(r=61,6)	2,6-27,9 12000	12000	12000	11940	10650	9600	8710	7970	6940	6120	5460	4900			
55,0	(r=56,6)	2,6-29,1 12000	12000	12000	12000	11180	10070	9150	8370	7300	6450	5750				
50,0	(r=51,6)	2,6-30,0 12000	12000	12000	12000	11590	10450	9500	8690	7580	6700					
45,0	(r=46,6)	2,6-30,8 12000	12000	12000	12000	11900	10740	9760	8930	7800						
40,0	(r=41,6)	2,6-31,3 12000	12000	12000	12000	12000	10930	9940	9100							

LM1 + LM2



Antriebe

Driving units / Mécanismes d'entraînement / Azionamenti / Mecanismos / Mecanismos

110 kW FU
WIW 300 VZ 410

8 Lagen
Layers
Couches
Strati
Camadas
Capas

242,0 m

↔ **stufenlos** / stepless / régl. continu
regl. progressiva / sin escalones / sem degraus
kg m/min

1	12000	0 ↔ 48
	5400	0 ↔ 96
2	6400	0 ↔ 83
	2800	0 ↔ 166
3	3500	0 ↔ 138
	1300	0 ↔ 276



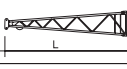

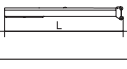



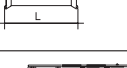

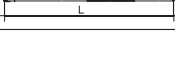

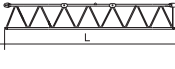



























1 Gang / Speed / Vitesse
Marcia / Velocidad
Velocidade

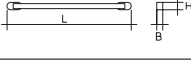
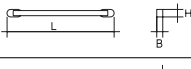
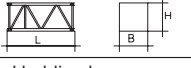
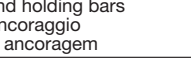
2 Gang / Speed / Vitesse
Marcia / Velocidad
Velocidade

3 Gang / Speed / Vitesse
Marcia / Velocidad
Velocidade

	U/min 0 ↔ 0,7 sl./min tr./min	2 x 7,5 kW FR.tronic-FU
	0 ↔ 110,0 m/min	7,5 kW FR.tronic-FU
	25,0 m/min	4 x 7,5 kW (500 HC) 4 x 5,5 kW (355 HC) 2 x 7,5 kW (256 HC)
	kVA	45 kW FU 65 kW FU 110 kW FU 63,0 86,0 128,0

LM 2 Abweichende Geschwindigkeiten und Betriebsbedingungen. / Variant speeds and service conditions. / Vitesses et conditions de fonctionnement différentes. / Differenti velocità e condizioni di funzionamento. / Otras velocidades y características de funcionamiento. / Outras velocidades e características de funcionamento.

Kranoberteil		Upper part of crane / Partie supérieure de grue / Parte superiore della gru	Parte superior grúa / Parte superior do guindaste	L (m)	B (m)	H (m)	kg*		
Pos. Item Rep. Voce Pos. Ref.	Anz. Qty. Qta. Cant.	Drehbühne / Slewing platform / Ensemble mât-cabine / Plataforma girevole / Conjunto plataforma de giro / Plataforma giratória			5,49	2,74	2,80	10120	
1	1								
2	1	Turmspitze / Tower head Porte-flèche / Cuspide / Cabeza de torre Cabeça de apoio de lança			9,09	1,70	1,92	2800	
3	1	Gegenausleger-Kopfstück / Counter-jib head Pointe de contre-flèche / Testa di controbraccio Tramo punta de contrapluma / Cabeça de contra-lança			8,48	2,45	0,92	3050	
4	1	Gegenausleger-Anlenkstück / Counter-jib heel section Pied de contre-flèche / Settore articolato di controbraccio / Tramo primero-contrapluma Base articulada da contra-lança			8,44	1,77	0,92	2800	
5	1	Gegenausleger-Zwischenstück / Intermediate counter-jib section Elément interm. de contre-flèche Spezzone di controbraccio / Tramo intermedio de contrapluma / Peça suplementar da contra-lança			5,22	1,76	0,92	1550	
6	1	Ausleger-Anlenkstück / Jib heel section Pied de flèche / Settore articolato di braccio Base articulada de lança / Pluma tramo primero			12,26	1,86	1,96	① 3110	
7	1	Ausleger-Zwischenstück / Intermediate jib section Elément intermédiaire de flèche / Spezzone di braccio Peça suplementar da lança / Tramo intermedio pluma			10,26	1,63	1,87	②+③ 1880	
1	12,28				1,63	1,86	④ 2260		
1	5,32				1,63	1,86	⑤ 820		
1	10,27				1,63	1,86	⑥ 1220		
1	10,26				1,63	1,84	⑦ 800		
1	5,25	1,63	1,84	⑧ 510					
8	1	Ausleger-Kopfstück / Jib head Pointe de flèche / Punta freccia Cabeça de lança / Tramo punta de pluma			1,70	1,88	2,05	⑨ 280	
9	1	Laufkatze und Lasthaken / Trolley and hook Chariot de distribution et crochet / Carrello con gancio Carrito y gancho / Carro de ponte e gancho			1,89	1,83	1,57	1150	
10	1	Hubwerkseinheit / Hoist gear unit / Treuil de levage Gruppo meccanismo sollevamento / Mecanismo de elevación / Grupo de mecanismo elevatório			2,39	2,19	1,68	3270	
Turm		Tower / Mât / Torre	Torre / Torre						
11	9	Turmstück / Tower section Elément de mât / Elemento di torre Torre / Torre			256 HC	4,14	2,30	2,30	2300
11	355 HC				6,28	2,45	2,45	5050	
13	500 HC				6,28	2,45	2,45	6480	
12	1	Turmstück lang / Long tower section Elément de mât long / Elemento di torre, lungo Tramo de torre largo / Peça de torre, comprida			256 HC	12,42	2,30	2,30	5770
13	1	Grundturmstück / Base tower section Mât de base / Elemento di torre base Tramo torre base / Peça de base de torre			256 HC	8,85 (12,42)	2,30 (2,30)	2,30 (2,30)	4830 (7940)
Klettereinrichtung		Climbing equipment / Equipement de télescopage / Attrezzatura per allungamento della gru	Equipo de trepado / Acesórios p. subida no edificio						
14	1	Führungsstück kpl., geteilt / Guide section cpl., split Cage télescopique cpl., devisée / Gabbia di sopraelevazione compl., suddivisa Torre de montaje, dividida / Peça de guia, subdividida			256 HC	8,39	2,68	2,58 (3,04)	5100
	355 HC				12,39	2,75	1,58	8300	
	500 HC				12,39	2,75	1,58	8300	
15	1	Hydraulikanlage, Stütz- und Klettertraverse / Hydraulic unit, supporting and climbing cross members / Système hydraulique avec traverses d'appui et de télescopage / Sistema hidráulico, travessa di appoggio e allungamento gru Instalação hidráulica, travessa de apoio e subida / Sistema hidráulico con travesa de apoyo y trepado			256 HC	2,10	1,25	1,00	1150
	355 HC				2,10	1,10	1,00	1810	
	500 HC				2,10	1,10	1,00	1810	
Unterwagen		Undercarriage / Châssis / Carro della gru	Carro con mástil / Carro de guindaste						
16	4	Ausgleichsschwinge mit Schwingenlager / Pivot for wheel box / Chape pour bogie / Bilanciere di equilibratura con cuscinetto bilanciere / Balancim com suporte			355 HC	1,60	0,72	1,48	1390
	500 HC								
17	2	Fahrschemel mit Antrieb / Rail bogie with drive Bogie moteur / Telaio con gruppo propulsore Quadro sem grupo de propulsão / Caja rodillo motriz			256 HC	1,63 (1,46)	0,92 (0,84)	0,95 (0,87)	1690 (920)
4	355 HC				1,40	0,75	0,65	920	
4	500 HC				1,45	0,82	0,72	1690	
18	2	Fahrschemel ohne Antrieb / Rail bogie without drive / Bogie fou / Telaio senza gruppo propulsore / Quadro com grupo de propulsão Caja rodillo conducido			256 HC	1,37 (1,15)	0,62 (0,60)	0,95 (0,87)	1340 (880)
4	355 HC				1,10	0,60	0,65	880	
4	500 HC				1,30	0,40	0,72	1340	
19	1	Tragholm lang / Long support arm Longeron long / Longherone lungo Brazo largo soporte / Travessa comprida			256 HC	9,10 (11,95)	0,80 (0,82)	0,80 (0,80)	1650 (2200)
2	355 HC				11,82	0,92	0,93	3515	
2	500 HC				7,32	0,92	0,93	2330	
20	2	Tragholm kurz / Short support arm Longeron court / Longherone corto Brazo corto soporte / Travessa curta			256 HC	4,45 (5,58)	0,77 (0,65)	0,77 (0,77)	800 (1035)
	355 HC				5,74	0,80	0,90	1600	
	500 HC				7,14	0,80	0,90	2135	

Pos. Item Rep. Voce Pos. Ref.	Anz. Qty. Qte. Qta. Cant. Cant.				L (m)	B (m)	H (m)	kg*
21	2 + 2	Randträger / Border support Traverse / Supporti base Traviesa / Apoio de bordo		256 HC	5,46 – 5,40	0,11 – 0,18	0,16 – 0,38	175 – 525
				355 HC	(7,52 – 7,46)	(0,1 – 0,17)	(0,1 – 0,38)	(366 – 912)
				500 HC	7,30	0,14	0,14	340
					9,30	0,14	0,14	510
22	4	Stützholm / Support strut Hauban de châssis / Correnti di appoggio Tirante vertical / Travessa de apoio		256 HC	4,14 (6,55)	0,18 (0,22)	0,25 (0,25)	320 (600)
				355 HC	6,06	0,26	0,34	862
				500 HC	6,98	0,26	0,34	1140
23	1	Unterswagen-Turmstück / Undercarriage tower section / Mât de châssis / Elemento di torre del carro / Tramo de carro / Peça de torre do chassis		256 HC	3,73 (6,70)	2,62 (2,53)	2,62 (2,53)	2550 (3800)
				355 HC	6,61	2,44	2,44	7475
				500 HC	6,61	2,44	2,44	7930
24		Kleinteile, Seile und Abspannungen / Small parts, ropes and holding bars Accessoires, câbles et tirants / Accessori, funi e attrezzi di ancoraggio Despieces, cables y tirantes / Acessórios, cabos e peças de ancoragem		256 HC				
				355 HC	9,00	1,60	1,00	4000
				500 HC				

() **Angaben in Klammern gelten für 8 m-Unterswagen.** / The data in brackets are valid for an undercarriage of 8 m. / Les données techniques indiquées entre parenthèses sont valables pour un châssis de 8 m. / Caratteristiche in (...) valgono per carro di 8 m. / Los datos entre paréntesis son válidos para carro de 8 m. Características em (...) válidas pelo chassis de 8 m.

* **Einzelgewichte.** / Single weights. / Poids individuels. / Pesì di componenti. / Pesos de peças componentes. / Pesos unitarios.

Konstruktionsänderungen vorbehalten!

Subject to alterations! / Sous réserves de modifications!
Si fa riserva di modifiche! / Salvo modificação da construação!
¡Sujeto a modificaciones!

Sämtliche Angaben erfolgen ohne Gewähr. / This information is supplied without liability.

Ces renseignements sont sans garantie. / Le indicazioni contenute si intendono salvo errori ed omissioni.
Declinamos toda responsabilidad derivada de la información proporcionada. / Declinamos qualquer
responsabilidade quanto à informação fornecida.